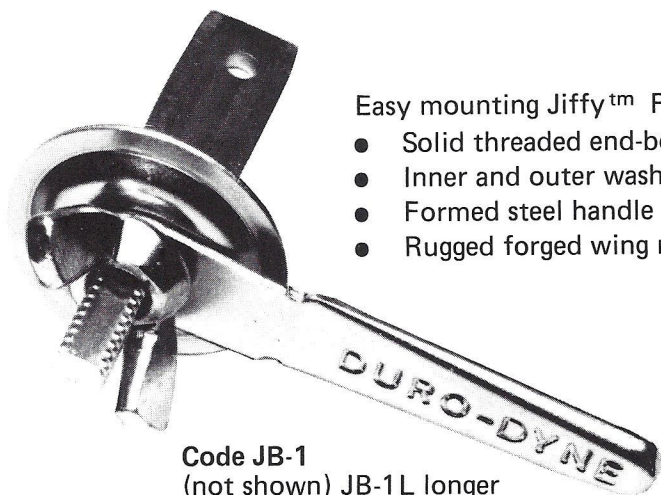
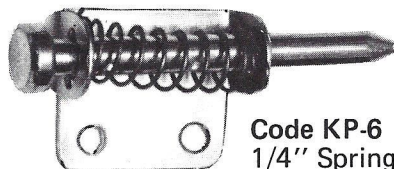


DAMPER REGULATORS AND PARTS



Code JB-1
(not shown) JB-1L longer
threaded shaft for insulated
duct


- Easy mounting Jiffy™ Regulator consists of:
- Solid threaded end-bearing.
 - Inner and outer washers for firm support.
 - Formed steel handle keys into outer washer
 - Rugged forged wing nut.




Code KP-6
1/4" Spring Loc Bearing



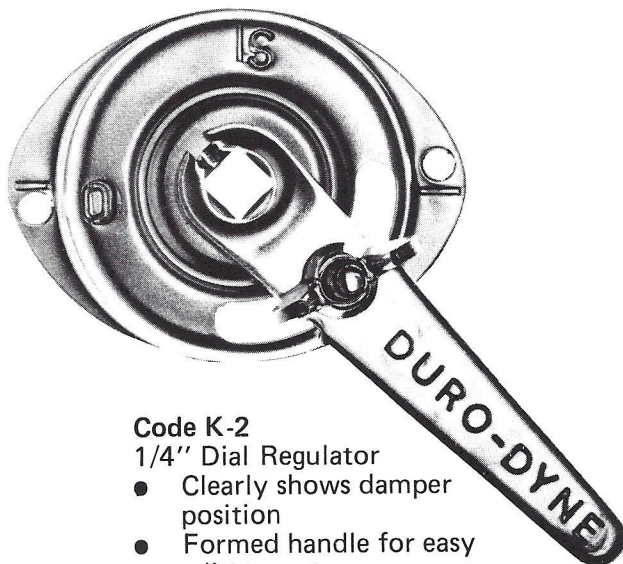
Code KP-8R
1/4" Round End Bearing



Code KP-8L
1/4" Square End Bearing
long, for insulated duct



Code KP-8S
1/4" Square End Bearing



- Code K-2**
1/4" Dial Regulator
- Clearly shows damper position
 - Formed handle for easy adjustment
 - Bolt and wing nut lock damper securely.
 - Offset mounting holes avoid interference with damper movement.

All parts are solid steel, zinc plated for permanence

COMPARISON CHART — 1/4" Regulator Sets

Set No.	=	Regulator +	Square End Bearing +	Round End Bearing
KS-7	=	JB-1*	Special threaded	KP-6
KS-7L	=	JB-1L*	Special threaded	KP-6
KS-14	=	K-2	KP-8S	KP-8R
KS-145	=	K-2	KP-8S	KP-6
KS-145L	=	K-2	KP-8L	KP-6

**Special threaded bearings form part of JB-1 and JB-1L Regulators, and are not available separately.*