

DuroZone®

INSTALLATION INSTRUCTIONS

RD SERIES ROUND DAMPER



INSTALLATION

In flexible round duct

Slip the duct over the ends of the DuroZone section and strap it into place.



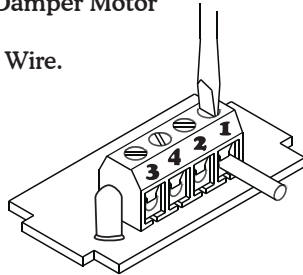
In rigid round duct

Slip the duct over the DuroZone section and screw it into place.



MOTOR TERMINALS

1. Trim 1/4" off the end of the Control Wiring.
2. Loosen the screw on the Damper Motor Terminal Strip.
3. Insert the trimmed Control Wire.
4. Tighten the screw down.



MOTOR TERMINAL IDENTIFICATION

Terminals 1 & 2: 24 volt input.

Terminals 4 & 2: Thermostat Connections - Closing 4 & 2 will open the damper. Opening 4 & 2 will close the damper.

Terminal 3: End switch - Connecting an equipment relay across 1 & 3 of the damper motor will activate the relay when the damper is open.

LED Indicator

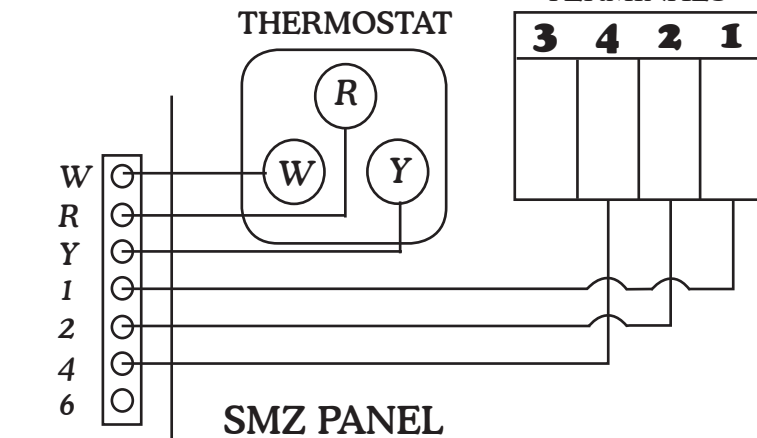
Bi-Color LED indicates Red when damper is closed and Green when damper is open.

With Part#

35234/35235/35226

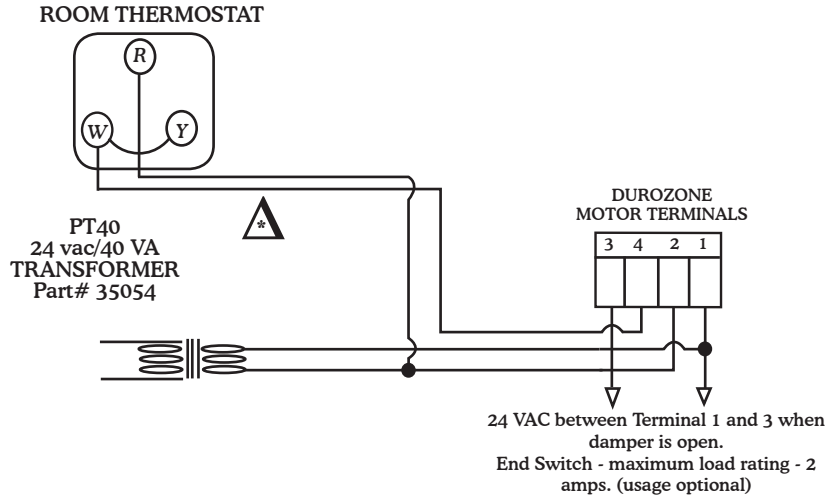
35227/35228/35229

DUROZONE MOTOR TERMINALS



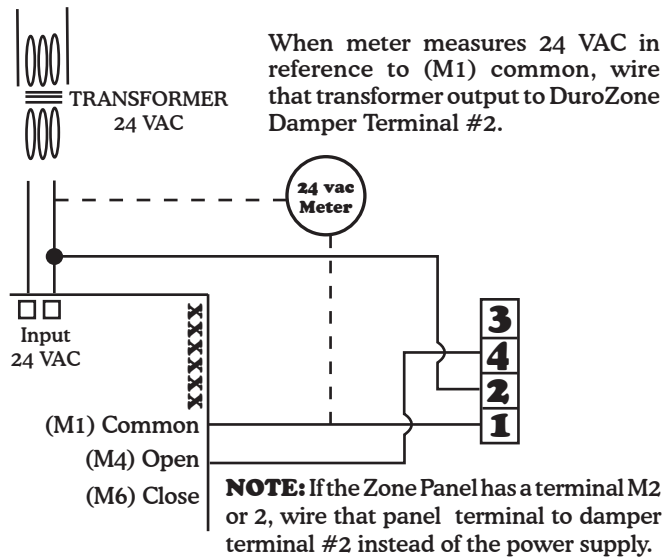
DuroZone®

INSTALLATION INSTRUCTIONS RD SERIES ROUND DAMPER



△ Standard Heat/Cool thermostat can be used to control Air Flow by jumping terminal W and Y and then wiring to damper terminal #4. Wire R on the thermostat to damper terminal #2.

TYPICAL WIRING FOR DUROZONE DAMPERS TO NON DUROZONE ZONING PANELS



Duro Dyne East • Bay Shore, NY 11706 • Phone: 631-249-9000 • Fax: 631-249-8346
 Duro Dyne Midwest • Fairfield, OH 45011 • Phone: 513-870-6000 • Fax: 513-870-6005
 Duro Dyne West • Fontana, CA 92337 • Phone: 562-926-1774 • Fax: 562-926-5778
 DuroDyneCanada • Lachine • Quebec • Canada • Phone: 514-422-9760 • Fax: 514-636-0328

©2014 Duro Dyne Corporation
 Printed in USA 10/2014
 BI035414

www.durodyne.com Email: durodyne@durodyne.com

ALL DUROZONE DAMPERS FEATURE:

- 5 year limited warranty
- Controlled bypass
- Maintenance free operation
- Quick install mounting clips (except Round Dampers)
- 100% factory testing
- Screwless terminals
- Custom dampers and special controls are available on request.